



mat.works
Entrance Solutions

TREADLOC 25

part of the group

paragon
CARPET TILES

Mat.Works is a Division of National Floorcoverings Ltd,
the UK's leading manufacturer of commercial floor coverings.



Modular matting with class-leading performance

Treadloc 25 by Mat.Works is a revolutionary modular matting solution. Manufactured from nitrile rubber, the 25cm x 25cm tile may be small but packs an almighty punch when it comes to performance.

Specifically designed to withstand heavy footfall and wheeled traffic, Treadloc 25 will not expand, contract, fade or become brittle, nor will it bend or buckle under pressure making it an ideal heavy contract solution for entrance areas in every sector. Unlike aluminium solutions, Treadloc 25 can withstand slight undulations in the sub-floor, which are sometimes unavoidable, without compromising the strength and performance of the product.

Treadloc 25 tiles are easily interchangeable and designed with interlocking male and female components for ease of installation. The versatile tiles can be quarter-turned during installation to create a checkerboard effect allowing for multi-directional entrances. There is also the added benefit of being able to purchase individual Treadloc 25 tiles, meaning any damaged tiles can be replaced with ease.

Unlike some other modular matting systems available, Treadloc 25 can be installed outside without any complications. The system is fully drainable and can be fitted with Mat.Works' EXT Mat inserts for complete peace of mind.

To date, Treadloc 25 has been successfully installed in office complexes, apartment blocks, retail units, shopping centres and healthcare. For the latter, there is the option for Treadloc 25 to be manufactured with copper compounds, a material which has proven anti-microbial properties, combating the spread of hospital-acquired infections.

Across all installations, the Mat.Works team work closely with clients to understand their requirements, providing expert advice throughout every step from specification and product selection, right through to installation.

For a truly modular entrance system that will stand the test of time, look no further than Treadloc 25.

Treadloc 25 provides a flammability rating of Cfl-s2 (BS EN 14041:2004)



Perfect for Healthcare

The nitrile rubber in Treadloc 25 is now manufactured with copper compounds, a material that has been proven to have anti-microbial properties, combating the spread of hospital-acquired infections, including MRSA.

The product has been tested to ISO 22196, which specifies a method of evaluating the antibacterial activity of antibacterial-treated plastics, and other non-porous surfaces of products.


The results showed that the copper in the Treadloc 25 killed 99.29% of MRSA Bacterium.




When examined under the Coefficient of Friction test (TRRL Pendulum test in accordance with BS 7976-2:200+A1:2013), Treadloc 25 has been proven to provide a low risk for slips in both dry and wet conditions.



Providing true flexibility



Workspace Entrance
Victor Inserts



Workspace Entrance
Viscount Inserts




Workspace Entrance
Vulcan Inserts



Workspace Entrance
Vixen Inserts



Premier
Charcoal Inserts



Premier
Dark Blue Inserts



Premier
Mercury Inserts



MW Maxim Yellow and
MW Maxim Anthracite
(Safety Colour Inserts)

Looking for something different?

Mat.Works provides a host of product inserts in a variety of colours to suit any requirement.



Tile Size	250mm x 250mm x 12mm
Locking Guides	Easy inter-locking system as standard Removable male and female connectors
Composition	Nitrile rubber composition
Performance	Nitrile rubber is resistant to oil, grease and fuel
Wear Classification	Heavy Contract class 33

KEY FEATURES

- The “click-fit system” makes installation simple
- Weight cannot be rivalled in the current market
- Won't buckle or bounce under pressure, making it suitable for wheel and trolley traffic
- Can be fitted with a host of carpet inserts to match any style
- Cost-effective solution when compared to aluminium products

Twice the weight of leading competitor products, twice the durability.

Choose your system

How to choose your Treadloc 25 system:

Stage 1:

Start with your Treadloc 25 nitrile base




Stage 2:


Choice of a host of insert options available, with Mat.Works' three most popular ranges listed below.

Workspace Entrance


Style	Tufted Cut Pile with integral scraper system
Fibre Construction	100% solution dyed nylon
Tuft Gauge	1/10"
Pile Yarn Weight	1,000gsm
Pile Height	5mm +/- 0.5mm
Sheet Thickness	Tile 9mm / Sheet 8mm
Backing	Bitumen
Wear Classification	Heavy Contract Class 33
Colour Fastness	To Water - 5 To Light - 5 To Rubbing - 4.5
Flammability	Cfl-s1
Warranty	10 Years
Total Weight	14,000gsm




Workspace Entrance Victor



Workspace Entrance Vulcan



Workspace Entrance Vixen



Workspace Entrance Viscount

MW Maxim

(only available with safety colour inserts)

Style	Specialist entrance carpet
Fibre Construction	85% Polypropylene, 15% Recycled Polyester
Weight	4400gsm metre (Tile)
Thickness	11mm (Tile)
Colour Fastness	To Water - 5 To Light - >6 To Rubbing - 5
Flammability	Efl Methanamine Pill Test - Pass
Total Weight	12,300gsm




MW Maxim Anthracite




MW Maxim Yellow

Premier


Style	Tufted Twist Pile
Fibre Construction	80% Wool / 20% Nylon + monofilament scraper
Tuft Gauge	1/8"
Pile Yarn Weight	1500gsm
Pile Height	6mm
Thickness	12mm
Backing	Bitumen
Wear Classification	Heavy Contract
Colour Fastness	To Water - 4-5 To Light - 5 To Rubbing - 4-5
Total Weight	13,500gsm



Premier Mercury



Premier Charcoal




Premier Dark Blue

MW Rib HD

Style	Tufted Twist Pile
Fibre Construction	85% Polypropylene 15% Recycled Polyester
Roll Size	2 metre, ribbing runs down length of roll
Tile Size	50cm x 50cm
Weight	1900gsm (Sheet) 4400gsm (Tile)
Tiles Per Box	16 (4m ²)
Thickness	10mm (Sheet) 11mm (Tile)
Backing	Bitumen (Tile)
Colour Fastness	To Water - 5 To Light - 6 To Rubbing - 5
Flammability	(BS6307) Methanamine Pill Test - Pass
BS EN 13501	Class Efl (Sheet) Class Efl (Tile)



MW Rib HD Anthracite



MW Rib HD Light Grey



MW Rib HD Deep Blue

TREADLOC 25

- Easy to install
- Suitable for wheel and trolley traffic
- Unrivalled weight
- Won't buckle or bounce under pressure

Treadloc 25 is also available with EXT Mat inserts, which allows for external installation.



mat.works
Entrance Solutions

Get in touch to order your samples

Farfield Park, Manvers, Wath-upon-Deerne, Rotherham, S63 5DB

T: +44 (0) 1709 763 805 | E: sales@mat-works.co.uk

www.mat-works.co.uk

part of the group

